

The background features a large blue-to-purple gradient circle on the left. Several smaller circles in shades of blue, purple, and grey are scattered across the white background. On the right side, there is a large, faint, light-grey watermark of a stylized human figure with arms raised, enclosed within a circular border.

# iFlow

## **Complete TIME & ATTENDANCE solution**

---

Enjoy a simple solution for you and your team to track work time,  
from any device, wherever you are.

# What is iFlow?

**1** Because we know that a happy workforce leads to a productive company, our main concern at iFlow are HUMAN RESOURCES.

**2** iFlow saves the companies' time, helps reduce HR costs, and makes work MORE PLEASANT

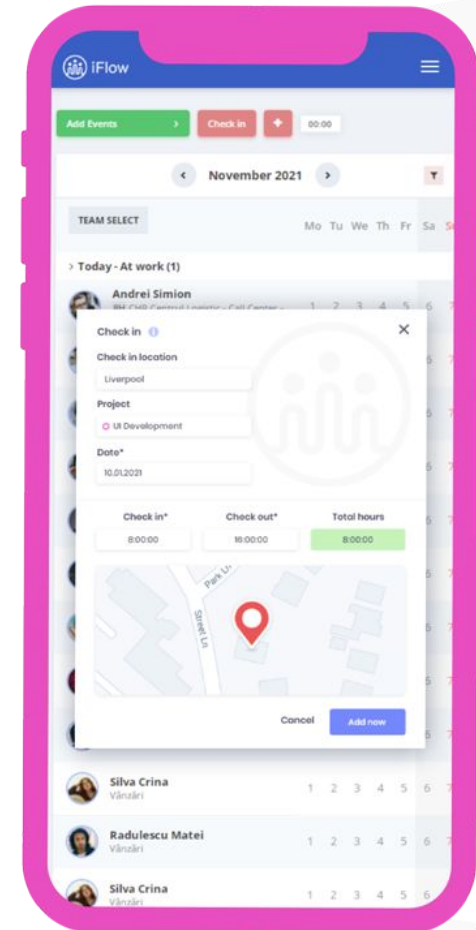
**3** All this from a cloud platform that integrates easily with existing systems, WITHOUT ADDITIONAL COSTS for infrastructure

Discover more 



# Mobile check-in

- **Fast and easy**  
Employees can check-in from a phone with internet connection
- **Versatile**  
The team leader can carry out the check-in for all employees
- **Automatic integration**  
iFlow calculates the total time, regardless of the number of entries in one day



# Mobile location check-in

Available on any device, wherever you are!




## Flexible

Employees can check-in or are checked-in by the administrator, on the phone, or any other device with an internet connection



## Transparent

At check-in, the employee's GPS location is automatically retrieved, so you know exactly at which work point he is

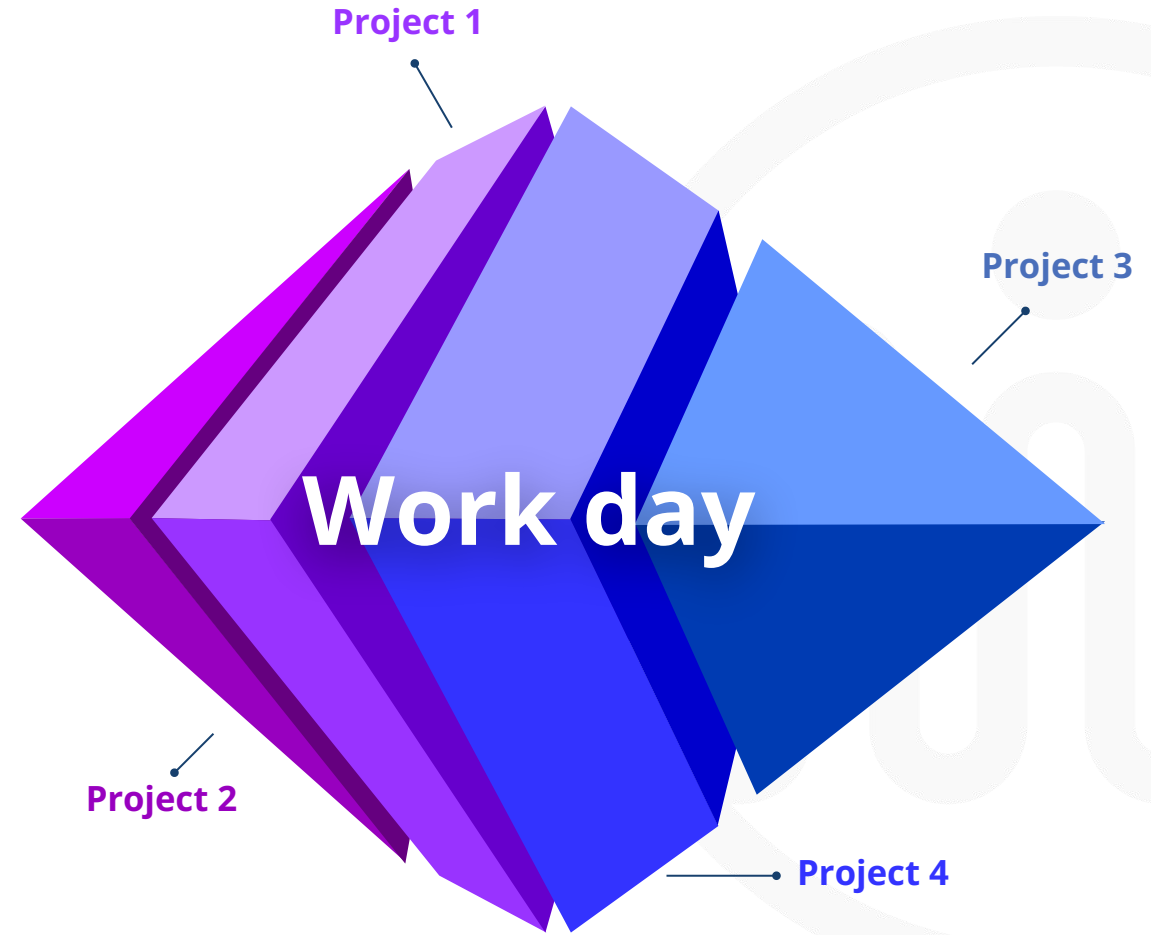


## Versatile

It works like a digital timesheet, so managers and employees can see who is at work in real-time.

# Project time management

- Employees can check in on the projects they are working on daily
- You can set a predefined list of projects, or the employee creates them as they work on them
- Generate filtered reports on each project. You are informed about which activity consumes the most time and which is the most productive



# Project timekeeping on iFlow devices

- The iFlow timekeeping device takes a picture of the employee at the time of clock-in
- The list of projects is available to register the attendance on projects with individual RFID cards
- The requests for events such as holiday, leave or overtime can be added by employees directly from the device, easily and quickly
- All the information is transmitted instantly to the Live Attendance Report



# RFID kit for check-in

**Do you want to record the employees' attendance with devices?**

With iFlow, in just a few minutes, the devices are connected to the application



**Do you want a precise calculation of the recorded hours?**

Nothing simpler! iFlow calculates time regardless of the number of entries in a single day



**No reasons to worry!**

Each card registered in the application corresponds to a single employee

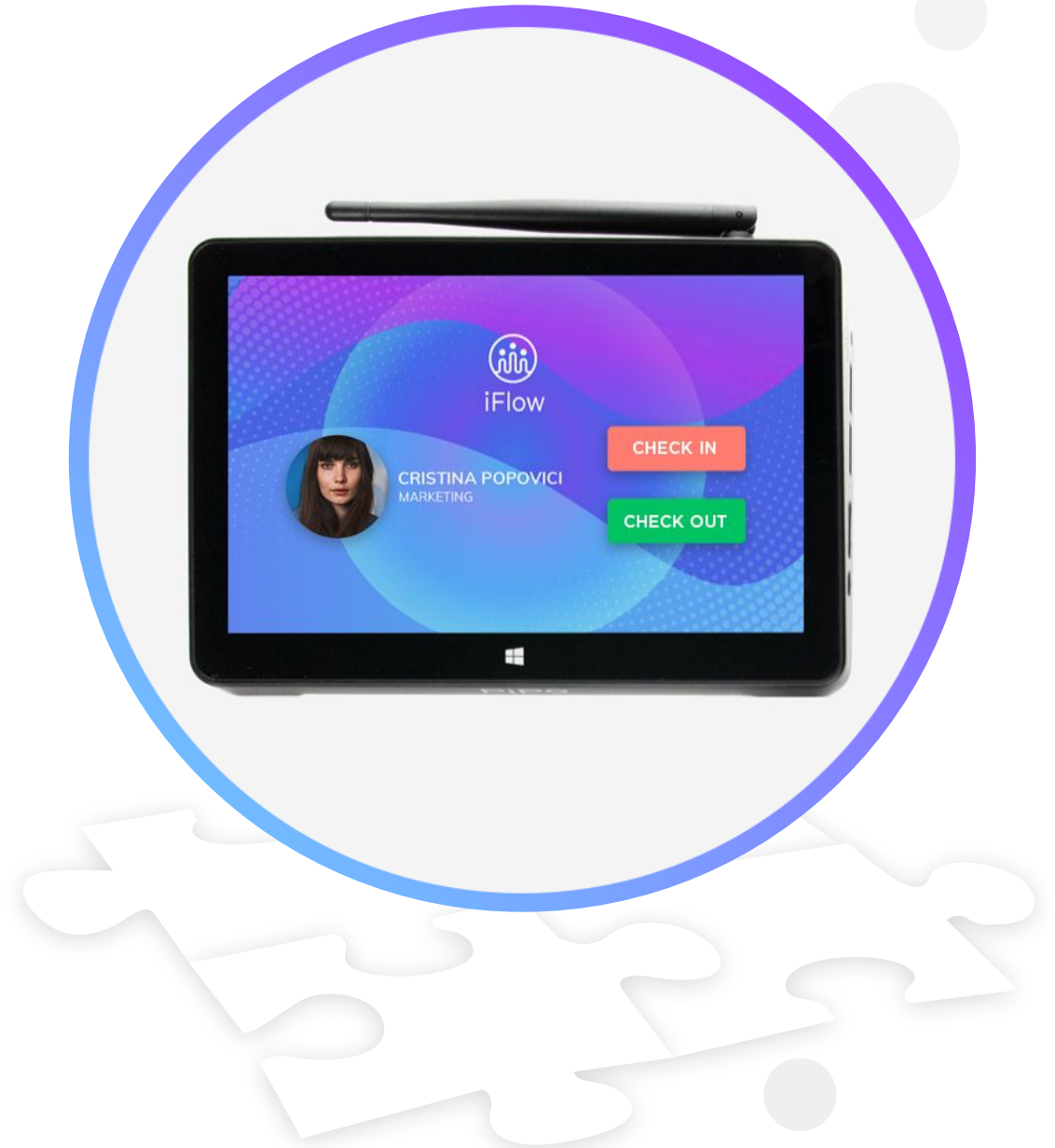


# Devices:

## Card readers

---

- Our card readers are perfectly integrated with iFlow
- See in real-time, even on your mobile, who came to work and when
- The Live Attendance report is automatically updated after each new check-in
- Employees can use the card readers, their mobile or PC for check-in





# PIN check-in


Do you want easy timekeeping without investing in devices?



In a few minutes, install the PIN code application on any Windows device



The application opens automatically when the device is put into function



Using a unique PIN code, the employee checks in even without access to the application



The live attendance report is automatically updated regardless of the type of check-in used

# Alternative clock-in methods


---



## QR code clock-in

Simplifies the recording of employee attendance who are unfamiliar with technology.

The QR code is automatically generated in the application, it only needs to be displayed at the work point, and the employees scan it with their own phone.

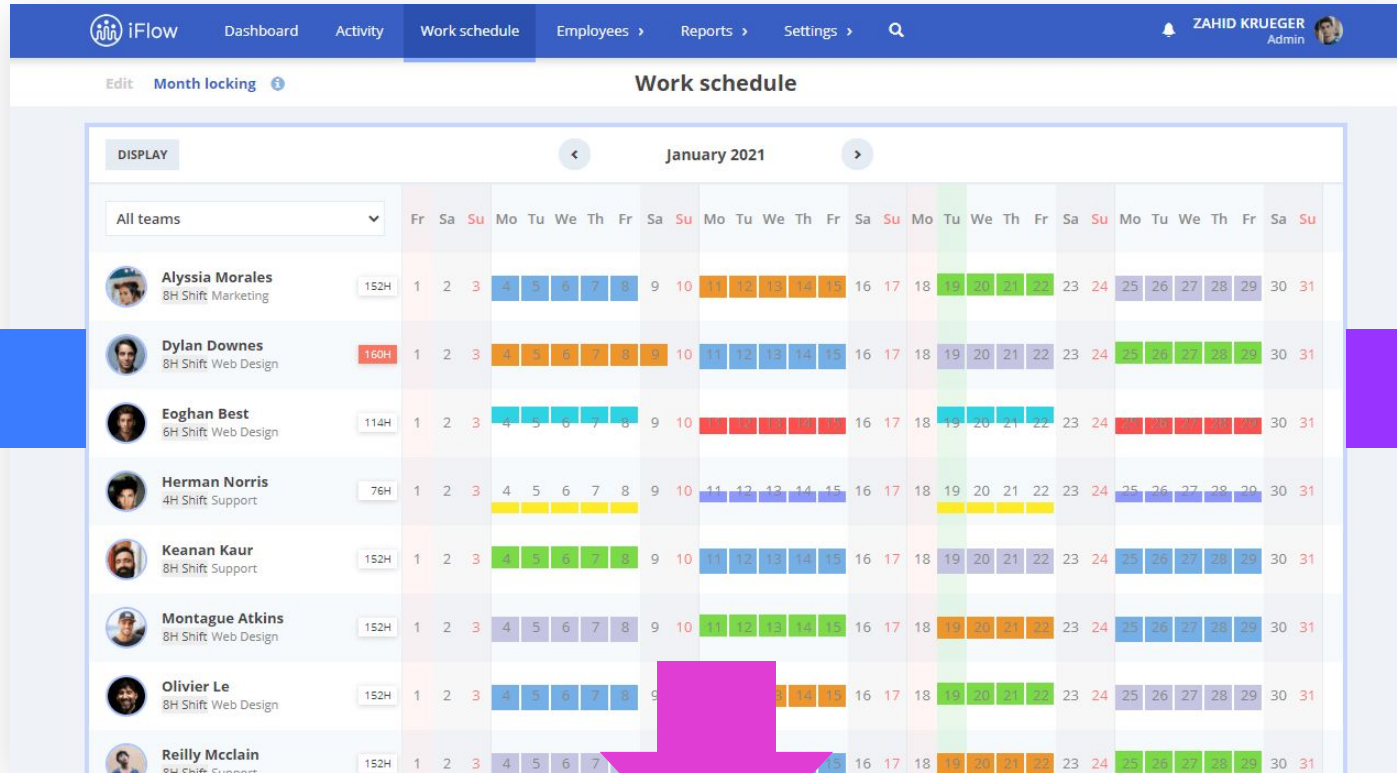


## LINK clock-in

Link clock-in is as efficient and easy as the one via QR code.

Once there is a person designated to record the attendance, the whole process is smooth and fast. The data is transmitted to the application in real time.

# Automatic work shift scheduling



With iFlow you can easily schedule the working time of employees according to the monthly norm

See the shifts schedule in real-time and print them for your employees

Count the working hours or overtime automatically, with a single click


# Planned vs. **achieved**

- Find out who didn't check in or who checked in to the wrong location with iFlow notifications
- iFlow checks the work schedule of employees and gives you notifications for those who do not follow the planning
- Enjoy real-time information related to absences, delays or wrong check-ins



# Self-service for employees

- Employees can add their leave or time-off requests
- The manager decides whether to approve or reject them
- Employees can view their teammates' vacation planning
- This is very helpful because it avoids holiday overlapping

A screenshot of a web application form titled "Add new Paid Leave". The form includes a dropdown menu for the employee, currently showing "Andrew Smith". Below this is a section for "Paid Leave\*" with a dropdown menu showing "2021 Paid Leave 18/21 days". The form also has fields for "Start date\*" (10.01.2021), "End date\*" (12.01.2021), and "Working days" (3). A "Request reason" field contains the text "Weekend trip". There is an "Attach a file" button and "Cancel" and "Add now" buttons at the bottom right.


# Reports and locations



With iFlow, you have security and flexibility when it comes to data checking or recording




All reports are calculated with precision and are generated automatically in real-time



They can be filtered on all locations, on each location, or selectively on the desired locations

# Real time information

Employees and managers receive quick and clear answers to questions such as:



Who should be at work tomorrow?



Who was late today?



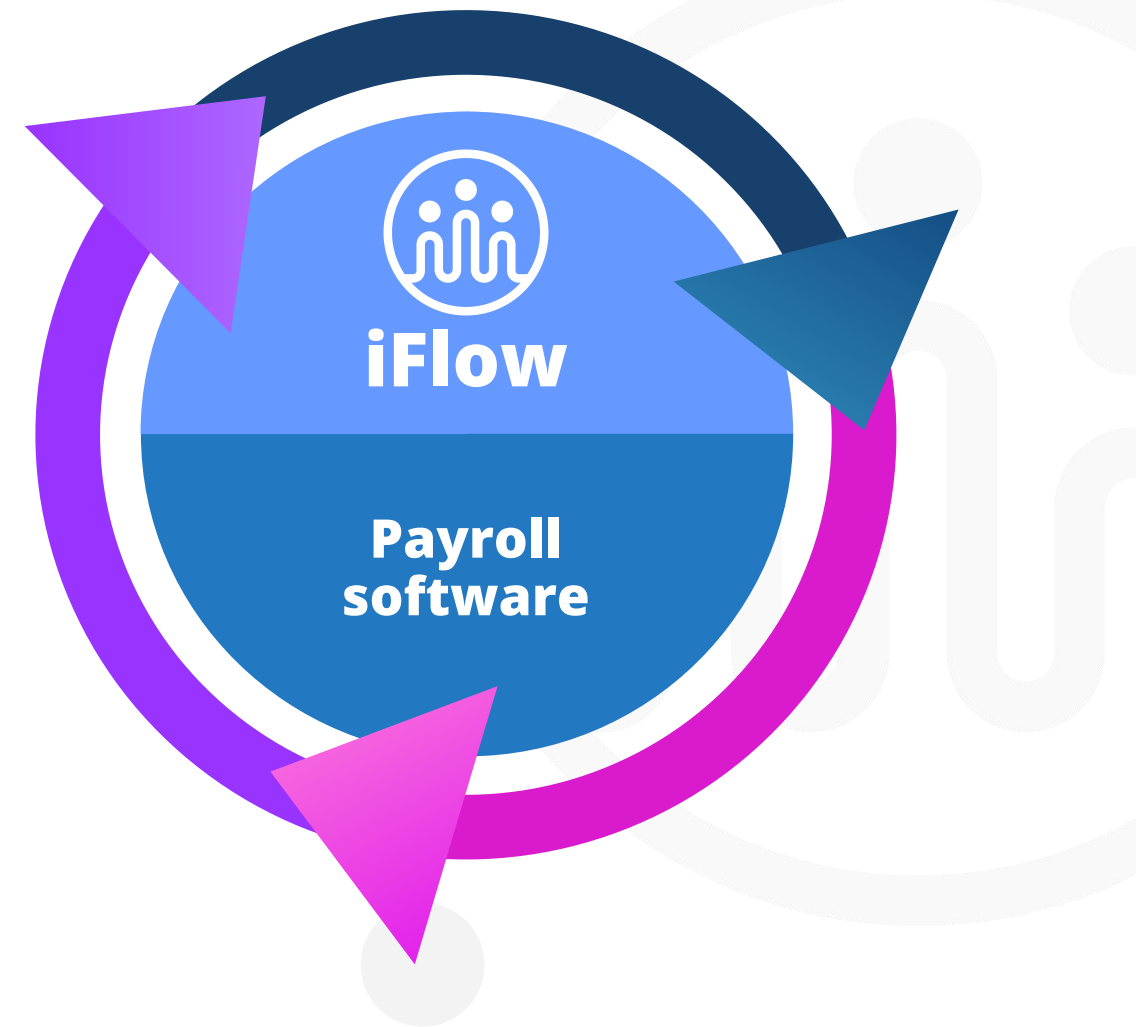
How many days of paid leave do I have left?



How many hours did an employee work?

# Easy integration with the payroll software


- Quickly and easily export worked hours by your employees, night hours, overtime, or on public holidays
- The data exported by iFlow are complete, so the payroll statements are ready to be calculated
- The data about live attendance or planning can be exported, depending on how the application is used



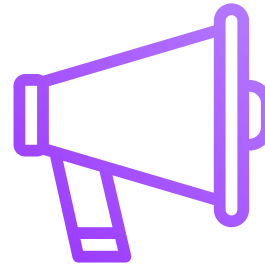


# Managers get a clear overview


---



The application has been carefully built by our design experts to provide the necessary information at the right time



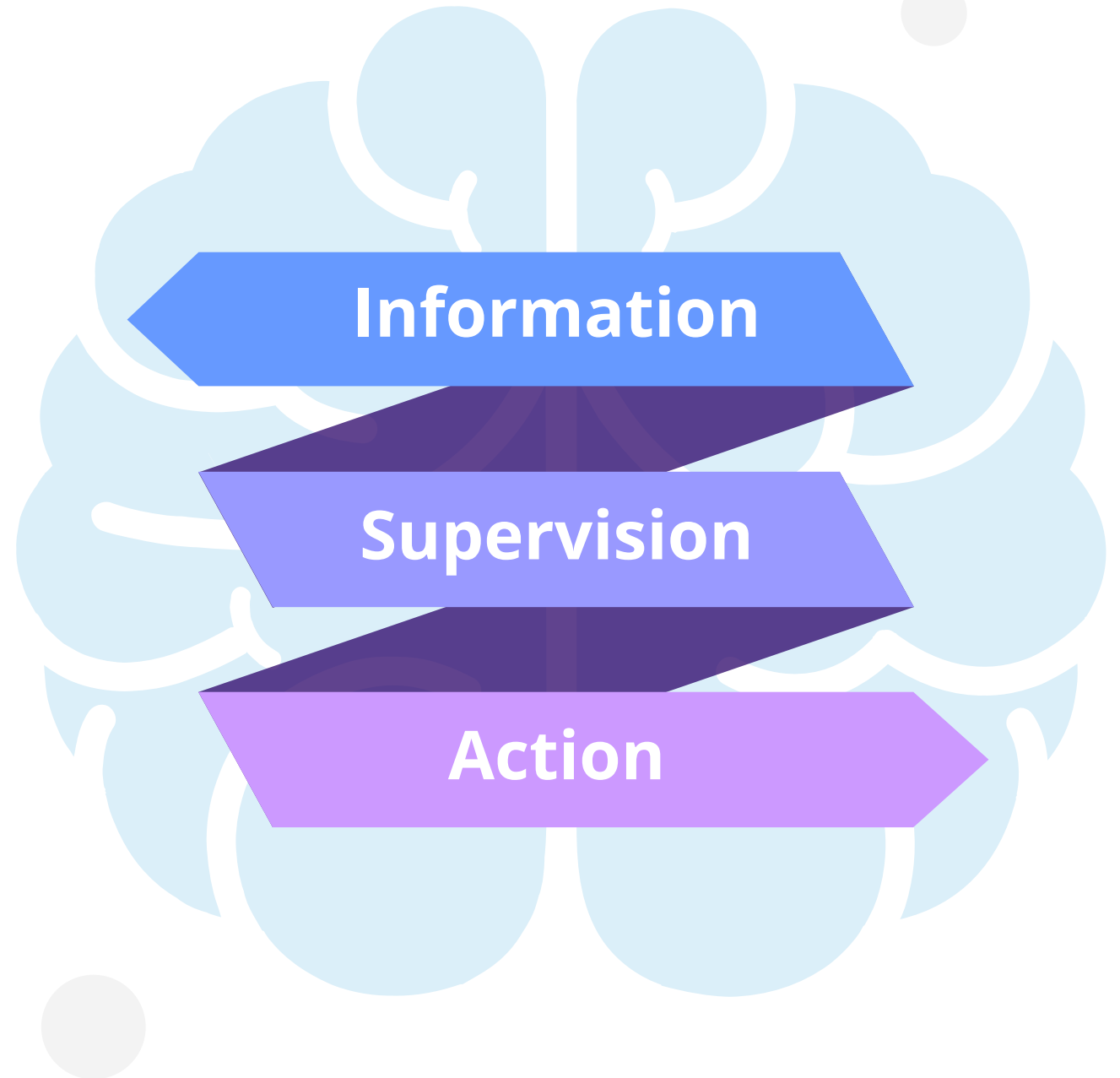
The iFlow system helps you stay informed, as it displays alerts and notifications for errors identified in user actions



An alert is useless if it doesn't give you the ability to fix everything easily - In iFlow, a simple click will take you directly to the solution

# Details are always ready at hand

- If you have the big picture, it's easy to get to the details
- An employee or even an entire team can easily be monitored in iFlow
- Easily identifies and corrects all the problems
- You are informed of all the changes made and who made them

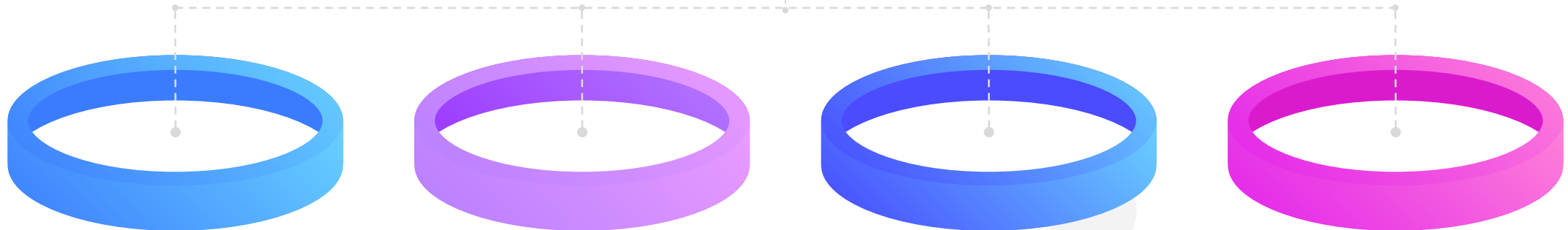


# Cloud-based SAAS

Thanks to the Cloud technology, the iFlow application saves all your information daily without needing particular infrastructure (servers, routers, NAS, etc.).



Your IT staff does not care about daily backups, and you don't have to invest extra in other equipment!



# Quality technical support

1

You are guided in your experience with iFlow right from the beginning

2

Our team is permanently ready to assist you

3

All your questions related to the application get an instant response

4

Receive solutions for any encountered difficulty in the shortest time



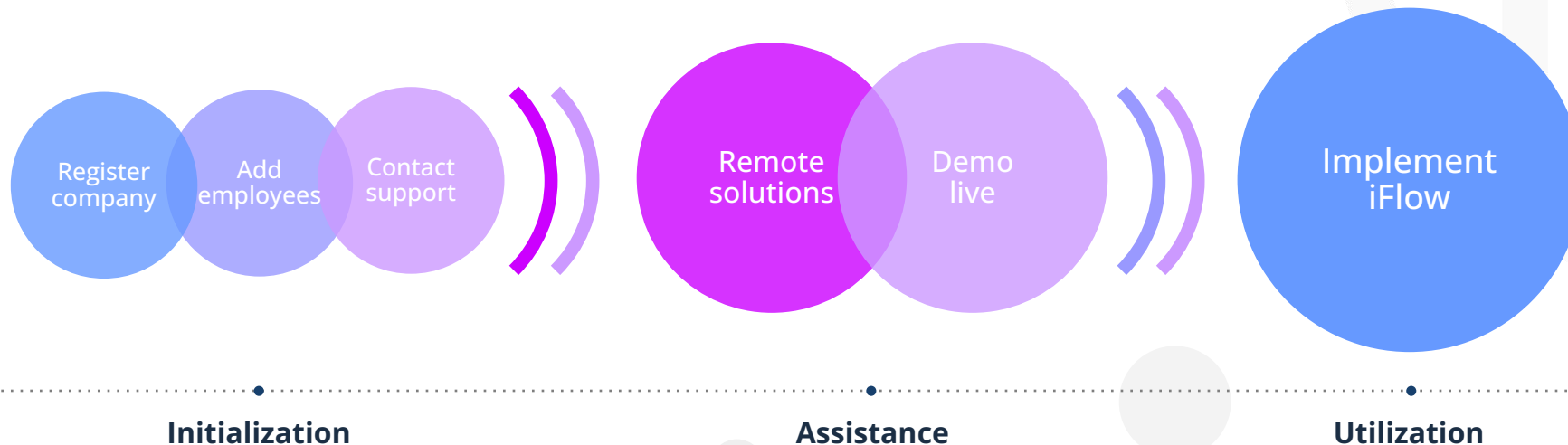
# Transitioning to iFlow



Here at iFlow, we know that it takes time to modernize a company and that the transition to the digital environment can be difficult.



From our own experience, we created a transition plan that we successfully implemented in medium and large companies



# The iFlow implementation plan in short

Implementing iFlow  
in a team

1



2



Assistance and  
report

3



Gradual implementation  
in the rest of the  
organization



# You don't have time? We'll take care of the configuration!

- ✓ We import your employees from any format
- ✓ We create your company's organizational chart
- ✓ We offer complete documentation
- ✓ We provide support to employees working with iFlow

1

2


3

4



# Data security and GDPR

---



- At iFlow we have a strict policy for the protection of personal data
- The information transfer is encrypted
- We do not share data about your employees with anyone
- We carefully control the iFlow employees' access to our database
- We use an anonymized database for testing



# iFlow pricing



Monthly or annual subscription,  
calculated by the number of employees



Subscription prices start at  
30€ / month / 10 employees, without VAT



The subscription includes updates,  
telephone technical support and data  
backup performed every day



NETOPIA  
PAYMENTS

VISA®



A large, faint lightbulb graphic is centered in the background. Inside the lightbulb is a stylized brain. The lightbulb has a white base and a yellowish glow. The brain is white with some grey shading. The overall background is white with several grey circles of different sizes scattered around.

# Schedule an iFlow DEMO

Schedule an online meeting  
with an iFlow specialist!

Learn about the functionality of the  
application and the strengths that can help  
you improve the workflow  
in your company.

[Schedule Demo](#)